

# CROWN DUO W1



## ITEM DESCRIPTION

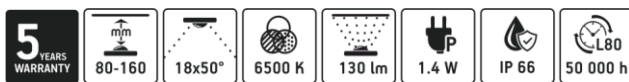
Crown DUO W1 - a perfect solution for illumination of shallow and medium depth (80-160 mm) double-sided lightboxes. These modules ensure uniform and bright illumination on different materials, like acrylic glass or textile of up to 1.5-meter height LED boxes. Made from quality components, Crown DUO W1 show extreme endurance at harsh working conditions (IP66) and have a 5-year warranty with L80 for 50,000 hours.

## APPLICATION

- Double-sided lightboxes with depth from 80 to 160 mm
- Maximum height of light box 1 500 mm
- Bus shelters, billboards

## FEATURES & BENEFITS

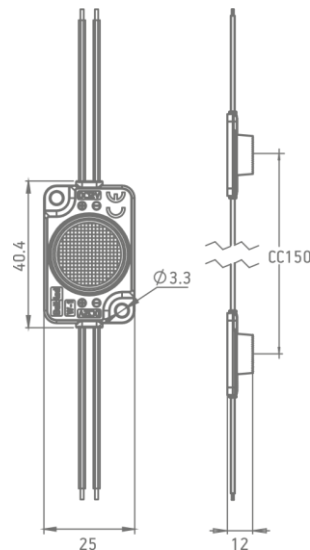
- 5-year warranty
- Integrated CC controller
- IP66 protection class
- Special optimised elliptical lens 18 x 50
- CRI 80
- 12 V solution



## GENERAL SPECIFICATIONS

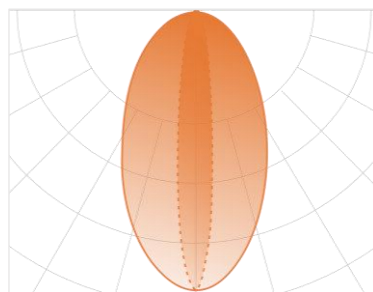
|                       |                        |
|-----------------------|------------------------|
| SUPPLY VOLTAGE        | 12 VDC                 |
| POWER                 | 1.4 W                  |
| CRI                   | 80                     |
| RECOMMENDED DEPTH     | From 80 to 160 mm      |
| CC DISTANCE           | 150 mm                 |
| BINNING               | 3 SDCM                 |
| OPERATING TEMPERATURE | -20 °C ~ +50 °C        |
| STORAGE TEMPERATURE   | -30 °C ~ +60 °C        |
| STORAGE CONDITIONS    | Relative humidity <60% |
| CERTIFICATION         | CE and RoHS compliant  |
| IP CLASS              | IP 66                  |
| LIFETIME              | L80 50,000 h           |
| WARRANTY              | 5 years*               |

\*Warranty is applied only and if storage, mounting and maintenance conditions, stated in the installation guide, are followed.



Dimensions are in mm

## LIGHT DISTRIBUTION GRAPH



Beam angle: 18x50°

## ORDERING INFORMATION

| PRODUCT NAME     | POWER, W | LUMEN OUTPUT, LM | COLOUR TEMP. | STATUS     |
|------------------|----------|------------------|--------------|------------|
| BMP-W1-DS865E1.4 | 1.4      | 130              | 6500 K       | PRE-ORDER* |

\* Pre-order products will be available only with MQ0 – 1 box (1260 pcs), lead time 3 – 4 weeks. For precise lead time, contact your Customer Service manager.

| CHAIN                        | BAG                          | BOX                             |
|------------------------------|------------------------------|---------------------------------|
| 30 pcs (net weight: ~0.3 kg) | 90 pcs (net weight: ~0.9 kg) | 1260 pcs (net weight: ~12.6 kg) |