



# LED STREET LAMP

## PRODUCT INFORMATION

An ideal solution for public and residential street lighting. Equipped with high-quality electrical components, these fixtures come with a long lifetime of 100 000 h (L80B10). Tool-free design and disconnecter device enables easy and safe maintenance with minimal costs. The efficient system reduces energy consumption and creates a more attractive urban living environment and visual comforts for public and residential areas.

## APPLICATION

- Highway roads
- Streets
- Parking lots
- Residential areas

## FEATURES & BENEFITS

- Ribbon-Free housing technology
- Excellent thermal management
- Outstanding self-cleaning capability
- Patented optics for increased application efficiency
- Tool-free maintenance
- Lumileds 5050 equipped
- IP66 protection class
- 5 year warranty

# LED STREET LAMP

5 YEARS WARRANTY

IP66

RoHS Compliant

ENEC

CE

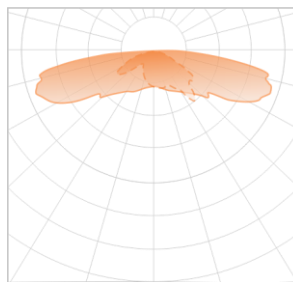
—

F

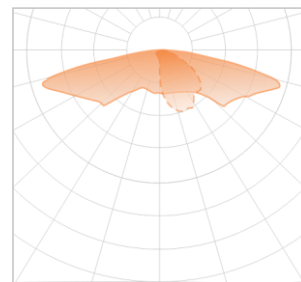
## GENERAL INFORMATION

<b>SUPPLY VOLTAGE</b>	198 – 264 V; 50/60 Hz
<b>SPD</b>	10kV
<b>POWER SUPPLY</b>	HLG-40
<b>POWER FACTOR</b>	>0.95
<b>LED CHIP</b>	Lumileds 5050
<b>EFFICACY</b>	140Lm/W
<b>CCT</b>	4000 K ± 150 K (natural white)
<b>CRI</b>	>70
<b>OPTICS</b>	Ledil Strada 2x2
<b>IP CLASS</b>	IP66
<b>IK CLASS</b>	IK10
<b>OPERATING TEMP.</b>	-45 °C ~ +50 °C
<b>STORAGE TEMP.</b>	-40 °C ~ +70 °C
<b>LIFETIME</b>	L80B10 100 000 h (Ta +25°C)
<b>INSTALLATION OPTIONS</b>	48/60/76mm
<b>CERTIFICATION</b>	CE, ENEC, ROHS
<b>WARRANTY</b>	5 years

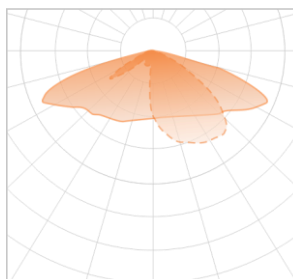
## LIGHT DISTRIBUTION GRAPH



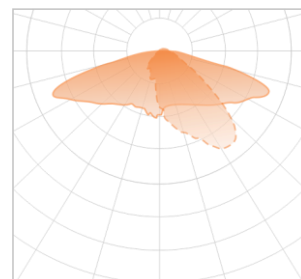
— C0-180 - - - C90-270 XW



— C0-180 - - - C90-270 SCL



— C0-180 - - - C90-270 T3



— C0-180 - - - C90-270 ME

## ORDERING INFORMATION

SKU	POWER, W	LUMEN OUTPUT, LM	LED QTY	DIMENSIONS, MM
BSLP-X16020C740-XW	20 W ± 5%	2800 ± 3%	16	430x223x131
BSLP-X16020C740-SCL	20 W ± 5%	2800 ± 3%	16	430x223x131
BSLP-X16030C740-XW	30 W ± 3%	4200 ± 3%	16	430x223x131
BSLP-X16030C740-T3	30 W ± 3%	4200 ± 3%	16	430x223x131
BSLP-X16030C740-SCL	30 W ± 3%	4200 ± 3%	16	430x223x131
BSLP-X16030C740-ME	30 W ± 3%	4200 ± 3%	16	430x223x131
BSLP-X16040C740-SCL	40 W ± 3%	5600 ± 3%	16	430x223x131
BSLP-X16040C740-ME	40 W ± 3%	5600 ± 3%	16	430x223x131
BSLP-X36060C740-ME	60 W ± 3%	8400 ± 3%	36	598x286x144
BSLP-X36060C740-SCL	80 W ± 3%	11200 ± 3%	36	598x286x144
BSLP-X480120C740-ME	120 W ± 3%	16800 ± 3%	48	710x339x143