

COST-EFFECTIVE  
OUTDOOR LIGHTING SOLUTION

# LED FLOODLIGHT VL

## PRODUCT INFORMATION

Versatile LED floodlight fixture with a 115 lm/efficacy and power ranging from 50 W to 200 W is one of the most cost-effective outdoor lighting solutions.

Strong, high-quality aluminum body, special thermal design, IP66 protection class, and stable performance in a great temperature range from -25°C to +50°C guarantees reliable and long-lasting performance in any conditions. This LED floodlight fixture comes with 5 year warranty.

## APPLICATION

- Outdoor lighting projects
- Parking lot lighting
- Sports ground lighting
- Wall pack lighting
- Squares lighting
- Billboard lighting

## FEATURES & BENEFITS

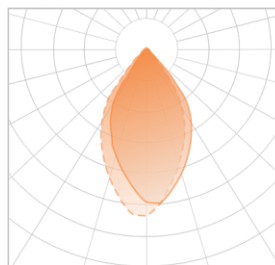
- Efficacy up to 115 lm/W
- Easy wall mounting
- IP66 protection class
- Lumileds 3030 equipped
- Professional cooling design
- Very low rate of failure
- 5-year warranty

# LED FLOODLIGHT VL

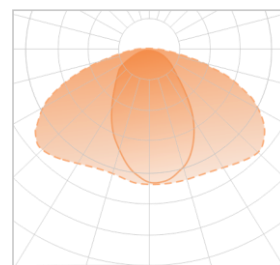
## GENERAL INFORMATION

<b>SUPPLY VOLTAGE</b>	198 – 264 V; 50/60 Hz
<b>POWER FACTOR</b>	>0.95
<b>LED CHIP</b>	Lumileds 3030
<b>EFFICACY</b>	115Lm/W ± 3%
<b>CCT</b>	4000 K ± 150 K (natural white)
<b>CRI</b>	>80
<b>OPTICS</b>	60°/90°/150*80°
<b>IP CLASS</b>	IP66
<b>IK CLASS</b>	IK08
<b>OPERATING TEMP.</b>	-25°C ~ +50 °C
<b>STORAGE TEMP.</b>	-30 °C ~ +60 °C
<b>LIFETIME</b>	L70 50 000 h (Ta +25°C)
<b>INSTALLATION OPTIONS</b>	wall mount
<b>CERTIFICATION</b>	CE, ROHS
<b>WARRANTY</b>	5 years
<b>MOQ</b>	10 pcs per order

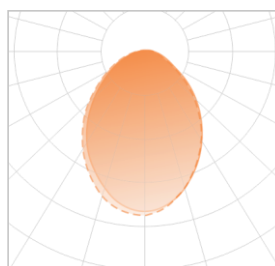
## LIGHT DISTRIBUTION GRAPH



— C0-180 - - - C90-270 60°



— C0-180 - - - C90-270 150\*80°



— C0-180 - - - C90-270 90°

## ORDERING INFORMATION

SKU	OPTICS	POWER, W	LUMEN OUTPUT, LM	WEIGHT, KG	DIMENSIONS, MM
BFP-VL-A60840E50-SL	60°	50 W ± 5%	5750 ± 3%	1.9	310x75x70
BFP-VL-A90840E50-SL	90°	50 W ± 5%	5750 ± 3%	1.9	310x75x70
BFP-VL-A150x80840E50-SL	150*80°	50 W ± 5%	5750 ± 3%	1.9	310x75x70
BFP-VL-A60840E100-SL	60°	100 W ± 3%	11500 ± 3%	2.6	310x152x70
BFP-VL-A90840E100-SL	90°	100 W ± 3%	11500 ± 3%	2.6	310x152x70
BFP-VL-A150x80840E100-SL	150*80°	100 W ± 3%	11500 ± 3%	2.6	310x152x70
BFP-VL-A60840E150-SL	60°	150 W ± 3%	17250 ± 3%	3.4	310x232x70
BFP-VL-A90840E150-SL	90°	150 W ± 3%	17250 ± 3%	3.4	310x232x70
BFP-VL-A150x80840E150-SL	150*80°	150 W ± 3%	17250 ± 3%	3.4	310x232x70
BFP-VL-A60840E200-SL	60°	200 W ± 3%	23000 ± 3%	4.8	310x315x70
BFP-VL-A90840E200-SL	90°	200 W ± 3%	23000 ± 3%	4.8	310x315x70
BFP-VL-A150x80840E200-SL	150*80°	200 W ± 3%	23000 ± 3%	4.8	310x315x70