


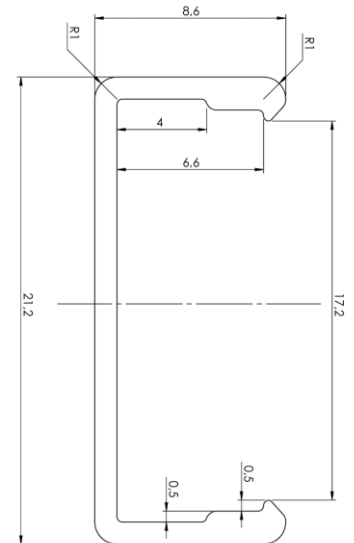
ACCESSORY

X SERIES MOUNTING PROFILE



GENERAL SPECIFICATIONS

MATERIAL	Aluminium alloy 6060F22
COLOUR	Raw aluminium
COMPATIBLE WITH	Crown OPTO X0, X1, X2, X3
WEIGHT PER METER	106.7 g



* Dimensions are in mm

ITEM DESCRIPTION

With the new Mounting Profile for Crown OPTO X series modules we enable easy and fast installation of modules for big projects. The profiles can be cut in any lengths you need ranging from 0.5 to 3 m. Installation with the new profile saves up to 50% of installation time as you need less screws to fix modules into signs. It is especially beneficial when it comes to big chain projects where every minute saved multiples by tens and hundreds. The holder itself is made of durable aluminium alloy.

APPLICATION

- For single and double-sided lightboxes

FEATURES & BENEFITS

- Designed as an accessory for X0, X1, X2, X3 modules
- Saves up to 50% installation time in mass production
- Easy positioning during installation
- Any length available up to 3 meters
- Fix modules by clicking

ORDERING INFORMATION

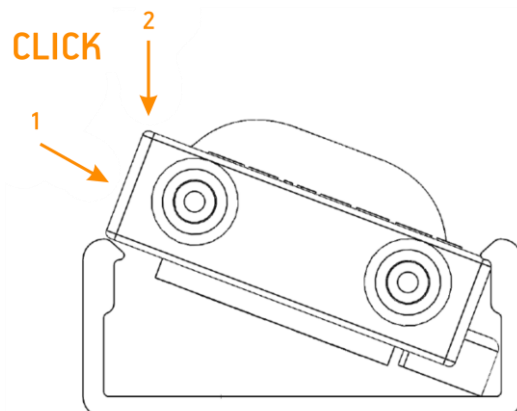
SKU	WEIGHT PER METER
FM-X-profile	106.7 g

INSTALLATION

1. Cut the required length of the profile (if needed).
2. Mark places on the profile, where to fix modules.
3. Click modules to marked places with required distances.
4. Attach the profiles with modules in application with required distances, using self-tapping screws.

RECOMENDATIONS

1. Screws DIN 7049 ST3,5.
2. Before clicking modules, remove the protective strip from the double-sided tape.
3. Recommended to mount profiles horizontally.



© 2020, All rights reserved BaltLED, UAB. Specifications are subject to change without notice.