



INDUSTRIAL LUMINAIRES

FULMAR 4.0

PRODUCT INFORMATION

Fulmar 4.0 is the fourth and the most efficient generation of award winning Fulmar series of industrial luminaires. The efficacy we have reached with Fulmar 4.0 goes up to 160 lm/W. What brings even greater electricity savings and lower electricity bill.

Fulmar 4.0 shares the same benefits as previous versions: lifetime up to 80,000 hours L80B10, IP65 protection class, stable performance in a great temperature range from -20°C to +60°C. As the Fulmar series, Fulmar 4.0 remains with 5-year warranty.

These luminaires come with three different mounting options: standard holder for surface mounting, special bolt for cable tray mounting and hanging kit for suspended mounting.

Fulmar 4.0 are made in the Europe - engineered and manufactured at our facility in Lithuania.

APPLICATION

- Warehouses
- Parking lots, car wash
- Industrial facilities
- Gas stations
- Bus and train stations, airports
- Cold storage facilities

FEATURES & BENEFITS

- Efficacy up to 160 lm/W
- Easy mounting: surface, suspended, cable tray
- Operational height from 2 m to 16 m
- IP65 protection class
- DALI control, emergency lighting, motion sensor available
- 5 year warranty

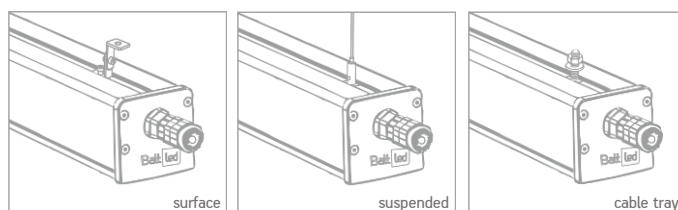
FULMAR 4.0 120

GENERAL INFORMATION

| | |
|-----------------------|--|
| SUPPLY VOLTAGE | 198 – 264 V; 50/60 Hz |
| POWER FACTOR | 0.95 – 0.99 |
| EFFICACY | 126 – 153 lm/W |
| CCT | 4000 K ± 150 K (natural white)* |
| CRI | >82 |
| BEAM ANGLE | 120° |
| IP CLASS | IP65 |
| BODY MATERIAL | aluminium |
| RECOMMENDED HEIGHT | up to 6 meters |
| CLEANROOM APPLICATION | suitable |
| OPERATING TEMP. | -20 °C ~ +60 °C (BWL-HE-...) -20 °C ~ +50 °C (BWL-HT-...) |
| STORAGE TEMP. | -40 °C ~ +70 °C |
| LIFETIME | L80B10 80000 h (Ta +25°C) (BWL-HE-...) L80B10 75000 h (Ta +25°C) (BWL-HT-...) |
| MOUNTING OPTIONS | surface (wall, ceiling), suspended, cable tray |
| CERTIFICATION | CE and RoHS compliant |
| WARRANTY | 5 years |
| OPTIONAL FEATURES | DALI, emergency lighting, motion sensor |
| EMERGENCY | 3 hours (550 lm) / 1 hour (1000 lm) |

*Other colours are available. For more information please contact your account manager.

MOUNTING OPTIONS*



*Mounting accessories are ordered separately

ORDERING INFORMATION

FIXTURES

| SKU | DIMENSIONS (LxHxW), MM non-sensor / sensor version | WEIGHT, KG | POWER, W* | LUMEN OUTPUT, LM* | OPTIONAL FEATURES** | | | | | | | |
|------------------------|---|------------|-----------|-------------------|---------------------|----|-------|------|---------|---------|------------|--|
| | | | | | EM | DA | EM+DA | SENS | SENS+EM | SENS+DA | SENS+DA+EM | |
| BWLP-HE-025A120840E20 | 346x100x75 / 416x100x75 | 1.1-1.2 | 20 | 2760 | - | - | - | + | - | - | - | |
| BWLP-HE-050A120840E35 | 586x100x75 / 656x100x75 | 1.8-2.55 | 35 | 5070 | + | + | + | + | + | + | + | |
| BWLP-HT-050A120840E55 | 586x100x75 / 656x100x75 | 1.8-2.55 | 55 | 7075 | + | + | + | + | + | + | + | |
| BWLP-HE-100A120840E70 | 1076x100x75 / 1146x100x75 | 3.4-4.15 | 70 | 10430 | + | + | + | + | + | + | + | |
| BWLP-HT-100A120840E100 | 1076x100x75 / 1146x100x75 | 3.4-4.15 | 100 | 13300 | + | + | + | + | + | + | + | |
| BWLP-HE-150A120840E100 | 1567x100x75 / 1637x100x75 | 4.7-5.45 | 100 | 15300 | + | + | + | + | + | + | + | |
| BWLP-HT-150A120840E128 | 1567x100x75 / 1637x100x75 | 4.7-5.45 | 128 | 17640 | + | + | + | + | + | + | + | |

*Possible ±3-5% deviation

**EM – emergency lighting; DA – DALI driver; SENS – motion sensor

MOUNTING ACCESSORIES

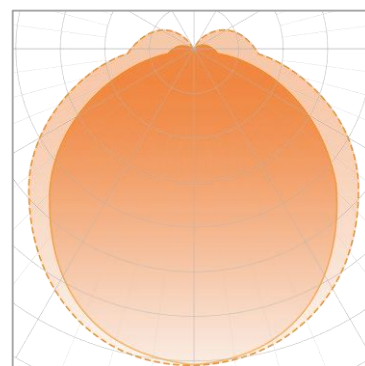
| SKU | MOUNTING TYPE | DESCRIPTION |
|--------------------|---------------|--|
| BWL-WKIT | surface | stainless steel bracket |
| BCF-HKIT-150-GF_X2 | suspended | stainless steel hanging cable with hook, 1.5 m |
| BWL-SKIT | cable tray | stainless steel bolt, nut, washer |

*Custom holders for "Meka", "Norton" and other trunking systems are available up on request

© 2019, All rights reserved BaltLED, UAB. Specifications are subject to change without notice.



LIGHT DISTRIBUTION GRAPH



— CO-180 - - - C90-270 120°

SENSOR SPECIFICATIONS

| | without DALI | with DALI |
|-----------------|--------------|-----------------|
| SENSOR TYPE | motion | motion |
| SENSOR FUNCTION | on/off | 100% - preset % |
| DETECTION RANGE | max. Ø 16 m | max. Ø 10 m |
| DETECTION ANGLE | 360° | 360° |
| MOUNTING HEIGHT | max. 15 m | max. 15 m |

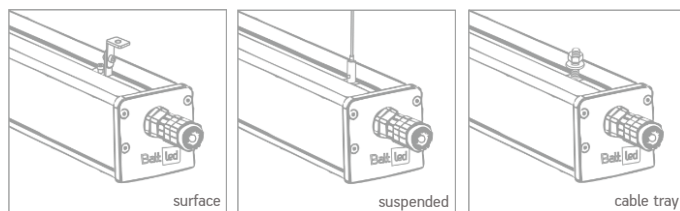
FULMAR 4.0 100

GENERAL INFORMATION

| | |
|------------------------------|--|
| SUPPLY VOLTAGE | 198 – 264 V; 50/60 Hz |
| POWER FACTOR | 0.95 – 0.99 |
| EFFICACY | 134 – 160 lm/W |
| CCT | 4000 K ± 150 K (natural white)* |
| CRI | >82 |
| BEAM ANGLE | 100° |
| IP CLASS | IP65 |
| BODY MATERIAL | aluminium |
| RECOMMENDED HEIGHT | from 6 to 10 meters |
| CLEANROOM APPLICATION | yes |
| OPERATING TEMP. | -20 °C ~ +60 °C (BWLP-HE-...) -20 °C ~ +50 °C (BWLP-HT-...) |
| STORAGE TEMP. | -40 °C ~ +70 °C |
| LIFETIME | L80B10 80000 h (Ta +25°C) (BWLP-HE-...) L80B10 75000 h (Ta +25°C) (BWLP-HT-...) |
| MOUNTING OPTIONS | surface (wall, ceiling), suspended, cable tray |
| CERTIFICATION | CE and RoHS compliant |
| WARRANTY | 5 years |
| OPTIONAL FEATURES | DALI, emergency lighting, motion sensor |
| EMERGENCY | 3 hours (500 lm); 1 hour (950 lm) |

*Other colours are available. For more information please contact your account manager.

MOUNTING OPTIONS*



*Mounting accessories are ordered separately

ORDERING INFORMATION

FIXTURES

| SKU | DIMENSIONS (LxHxW), MM non-sensor / sensor version | WEIGHT, KG | POWER, W* | LUMEN OUTPUT, LM* | OPTIONAL FEATURES** | | | | | | |
|------------------------|---|------------|-----------|-------------------|---------------------|----|-------|------|---------|---------|------------|
| | | | | | EM | DA | EM+DA | SENS | SENS+EM | SENS+DA | SENS+DA+EM |
| BWLP-HE-025A100840E18 | 317x77x75 / 387x77x75 | 1.0-1.1 | 18 | 2630 | - | - | - | + | - | - | - |
| BWLP-HE-050A100840E34 | 567x77x75 / 637x77x75 | 1.6-2.35 | 34 | 5200 | + | + | + | + | + | + | + |
| BWLP-HT-050A100840E47 | 567x77x75 / 637x77x75 | 1.6-2.35 | 47 | 6435 | + | + | + | + | + | + | + |
| BWLP-HE-100A100840E65 | 1068x77x75 / 1138x77x75 | 3.1-3.85 | 65 | 10330 | + | + | + | + | + | + | + |
| BWLP-HT-100A100840E90 | 1068x77x75 / 1138x77x75 | 3.1-3.85 | 90 | 12650 | + | + | + | + | + | + | + |
| BWLP-HE-150A100840E96 | 1568x77x75 / 1638x77x75 | 4.4-5.15 | 96 | 15360 | + | + | + | + | + | + | + |
| BWLP-HE-200A100840E115 | 2068x77x75 / 2138x77x75 | 5.9-6.65 | 115 | 18400 | + | + | + | + | + | + | + |
| BWLP-HE-200A100840E130 | 2068x77x75 / 2138x77x75 | 5.9-6.65 | 130 | 20800 | + | + | + | + | + | + | + |
| BWLP-HT-150A100840E134 | 1568x77x75 / 1638x77x75 | 4.4-5.15 | 134 | 18920 | + | + | + | + | + | + | + |
| BWLP-HT-200A100840E150 | 2068x77x75 / 2138x77x75 | 5.9-6.65 | 150 | 22350 | + | + | + | + | + | + | + |

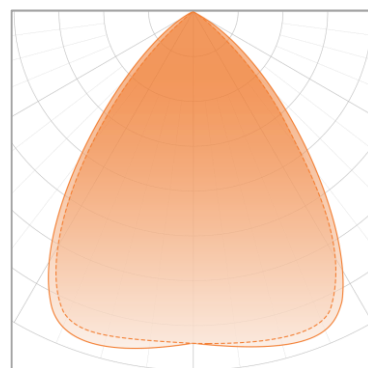
MOUNTING ACCESSORIES

| SKU | MOUNTING TYPE | DESCRIPTION |
|--------------------|---------------|--|
| BWL-SKIT | surface | stainless steel bracket |
| BCF-HKIT-150-GF_X2 | suspended | stainless steel hanging cable with hook, 1.5 m |
| BWL-WKIT | cable tray | stainless steel bolt, nut, washer |

*Custom holders for "Meka", "Norton" and other trunking systems are available up on request



LIGHT DISTRIBUTION GRAPH



— C0-180 - - - C90-270 100°

SENSOR SPECIFICATIONS

| | without DALI | with DALI |
|------------------------|--------------|-----------------|
| SENSOR TYPE | motion | motion |
| SENSOR FUNCTION | on/off | 100% - preset % |
| DETECTION RANGE | max. Ø 16 m | max. Ø 10 m |
| DETECTION ANGLE | 360° | 360° |
| MOUNTING HEIGHT | max. 15 m | max. 15 m |

FULMAR 4.0 60

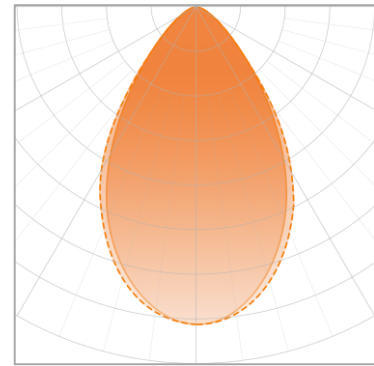
GENERAL INFORMATION

| | |
|-----------------------|--|
| SUPPLY VOLTAGE | 198 – 264 V; 50/60 Hz |
| POWER FACTOR | 0.95 – 0.99 |
| EFFICACY | 134 – 160 lm/W |
| CCT | 4000 K ± 150 K (natural white)* |
| CRI | >82 |
| BEAM ANGLE | 60° |
| IP CLASS | IP65 |
| BODY MATERIAL | aluminium |
| RECOMMENDED HEIGHT | from 10 to 16 meters |
| CLEANROOM APPLICATION | yes |
| OPERATING TEMP. | -20 °C ~ +60 °C (BWLP-HE-...) -20 °C ~ +50 °C (BWLP-HT-...) |
| STORAGE TEMP. | -40 °C ~ +70 °C |
| LIFETIME | L80B10 80000 h (Ta +25°C) (BWLP-HE-...) L80B10 75000 h (Ta +25°C) (BWLP-HT-...) |
| MOUNTING OPTIONS | surface (wall, ceiling), suspended, cable tray |
| CERTIFICATION | CE and RoHS compliant |
| WARRANTY | 5 years |
| OPTIONAL FEATURES | DALI, emergency lighting, motion sensor |
| EMERGENCY | 3 hours (500 lm); 1 hour (950 lm) |

*Other colours are available. For more information please contact your account manager.

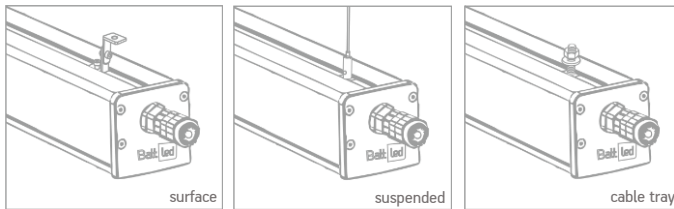


LIGHT DISTRIBUTION GRAPH



— C0-180 - - - C90-270 60°

MOUNTING OPTIONS*



*Mounting accessories are ordered separately

SENSOR SPECIFICATIONS

| | without DALI | with DALI |
|-----------------|--------------|-----------------|
| SENSOR TYPE | motion | motion |
| SENSOR FUNCTION | on/off | 100% - preset % |
| DETECTION RANGE | max. Ø 16 m | max. Ø 10 m |
| DETECTION ANGLE | 360° | 360° |
| MOUNTING HEIGHT | max. 15 m | max. 15 m |

ORDERING INFORMATION

FIXTURES

| SKU | DIMENSIONS (LxHxW), MM non-sensor / sensor version | WEIGHT, KG | POWER, W* | LUMEN OUTPUT, LM* | OPTIONAL FEATURES** | | | | | | | |
|-----------------------|---|------------|-----------|-------------------|---------------------|----|-------|------|---------|---------|------------|--|
| | | | | | EM | DA | EM+DA | SENS | SENS+EM | SENS+DA | SENS+DA+EM | |
| BWLP-HE-025A60840E18 | 317x77x75 / 387x77x75 | 1.0-1.1 | 18 | 2630 | - | - | - | + | - | - | - | |
| BWLP-HE-050A60840E34 | 567x77x75 / 637x77x75 | 1.6-2.35 | 34 | 5200 | + | + | + | + | + | + | + | |
| BWLP-HT-050A60840E47 | 567x77x75 / 637x77x75 | 1.6-2.35 | 47 | 6435 | + | + | + | + | + | + | + | |
| BWLP-HE-100A60840E65 | 1068x77x75 / 1138x77x75 | 3.1-3.85 | 65 | 10330 | + | + | + | + | + | + | + | |
| BWLP-HT-100A60840E90 | 1068x77x75 / 1138x77x75 | 3.1-3.85 | 90 | 12650 | + | + | + | + | + | + | + | |
| BWLP-HE-150A60840E96 | 1568x77x75 / 1638x77x75 | 4.4-5.15 | 96 | 15360 | + | + | + | + | + | + | + | |
| BWLP-HE-200A60840E115 | 2068x77x75 / 2138x77x75 | 5.9-6.65 | 115 | 18400 | + | + | + | + | + | + | + | |
| BWLP-HE-200A60840E130 | 2068x77x75 / 2138x77x75 | 5.9-6.65 | 130 | 20800 | + | + | + | + | + | + | + | |
| BWLP-HT-150A60840E134 | 1568x77x75 / 1638x77x75 | 4.4-5.15 | 134 | 18920 | + | + | + | + | + | + | + | |
| BWLP-HT-200A60840E150 | 2068x77x75 / 2138x77x75 | 5.9-6.65 | 150 | 22350 | + | + | + | + | + | + | + | |

*Possible ±3/5% deviation

**EM – emergency lighting; DA – DALI driver; SENS – motion sensor

MOUNTING ACCESSORIES*

| SKU | MOUNTING TYPE | DESCRIPTION |
|--------------------|---------------|--|
| BWL-SKIT | surface | stainless steel bracket |
| BCF-HKIT-150-GF_X2 | suspended | stainless steel hanging cable with hook, 1.5 m |
| BWL-WKIT | cable tray | stainless steel bolt, nut, washer |

*Custom holders for "Meka", "Norton" and other trunking systems are available up on request

© 2019. All rights reserved BaltLED, UAB. Specifications are subject to change without notice.