



# HIGH POWER INDUSTRIAL LUMINARIES

## F U L M A R H T

### PRODUCT INFORMATION

With Fulmar HT we introduce the third generation of award winning Fulmar series of industrial luminaires. While designing lighting solutions we have noticed, that in some cases higher illumination from lesser number of fixtures is required. This is how we have realized, that there is a need to create high power luminaires. In no time, Fulmar HT has come to light.

Fulmar HT shares the most of the Fulmar H benefits like extended lifetime up to 80,000 hours L80B10, IP65 protection class, stable performance in a great temperature range from -20°C to +60°C. Fulmar HT has 5 year warranty.

### APPLICATION

- Warehouses
- Parking lots, car wash
- Industrial facilities
- Gas stations
- Bus and train stations, airports
- Cold storage facilities

### FEATURES & BENEFITS

- Easy mounting: ceiling, wall, suspended
- Operational height from 2 m to 16 m
- IP65 protection class
- DALI control, emergency lighting, daylight and motion sensor available
- 5 year warranty

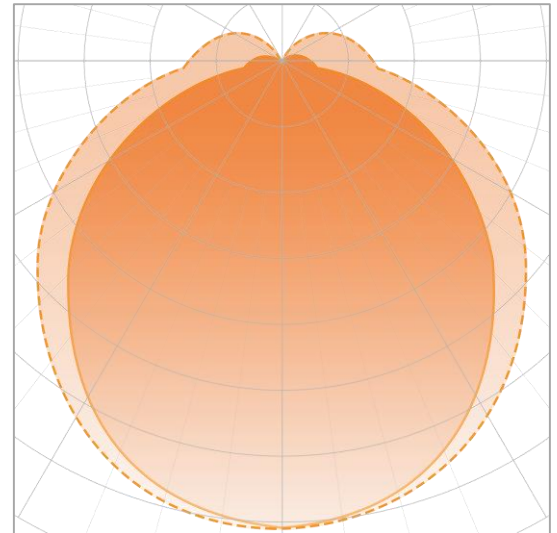
# FULMAR HT 120

## GENERAL INFORMATION

<b>SUPPLY VOLTAGE</b>	198 – 264 V; 50/60 Hz
<b>POWER FACTOR</b>	0.90 – 0.97
<b>EFFICACY</b>	124 – 133 Lm/W
<b>CCT</b>	4000 K ± 150 K (natural white)*
<b>CRI</b>	>82
<b>BEAM ANGLE</b>	120°
<b>IP CLASS</b>	IP65
<b>BODY MATERIAL</b>	aluminium
<b>RECOMMENDED HEIGHT</b>	up to 6 meters
<b>CLEANROOM APPLICATION</b>	yes
<b>OPERATING TEMP.</b>	-20 °C ~ +60 °C
<b>STORAGE TEMP.</b>	+5 °C ~ +60 °C
<b>LIFETIME</b>	L90B10 70000 h (Ta +25°C)
<b>MOUNTING OPTIONS</b>	surface (wall, ceiling), suspended
<b>CERTIFICATION</b>	CE and RoHS compliant
<b>WARRANTY</b>	5 years
<b>OPTIONAL FEATURES</b>	DALI, emergency lighting, daylight and motion sensor
<b>EMERGENCY</b>	3 hour (550 lm) 1 hour (1000 lm)

\*Other colours are available. For more information please your account manager.

## LIGHT DISTRIBUTION GRAPH



— C0-180 - - - C90-270 120°

## ORDERING INFORMATION

SKU	DIMENSIONS, MM	POWER, W	LUMEN OUTPUT, lm	OPTIONAL FEATURES							
				EM	DA	EM+DA	SENS	SENS+DA	SENS+EM	SENS+EM+DA	
BWLHT-050840120	520x100x75	55 ± 3%	6800 ± 3%	+	+	+	+	+	+	+	
BWLHT-100840120	1010x100x75	100 ± 3%	12800 ± 3%	+	+	+	+	+	+	+	
BWLHT-150840120	1506x100x75	128 ± 3%	17000 ± 3%	+	+	+	+	+	+	+	

EM - emergency lighting

DALI - DALI driver

SENS - daylight and motion sensor

## SENSOR SPECIFICATIONS

<b>STAND-BY DIM LEVEL</b>	10% / 20% / 30% / 50%
<b>DAYLIGHT SENSOR</b>	2 ~ 50lux, disable
<b>DETECTION RANGE</b>	maximum (diameter x height): 16m x 15m
<b>DETECTION ANGLE</b>	30°~ 150°
<b>MOUNTING HEIGHT</b>	12 ~ 15m
<b>WORKING TEMPERATURE</b>	-20 °C ~ 60 °C

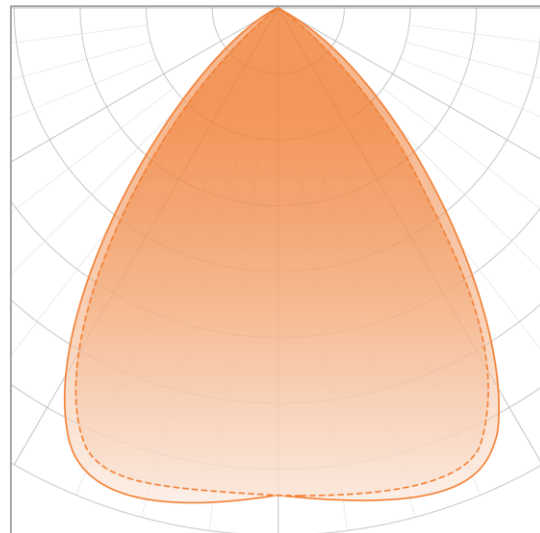
# FULMAR HT 100

## GENERAL INFORMATION

<b>SUPPLY VOLTAGE</b>	198 – 264 V; 50/60 Hz
<b>POWER FACTOR</b>	0.90 – 0.99
<b>EFFICACY</b>	131 – 144 lm/W
<b>CCT</b>	4000 K ± 150 K (natural white)*
<b>CRI</b>	>82
<b>BEAM ANGLE</b>	100°
<b>IP CLASS</b>	IP65
<b>BODY MATERIAL</b>	aluminium
<b>RECOMMENDED HEIGHT</b>	from 6 to 10 meters
<b>CLEANROOM APPLICATION</b>	yes
<b>OPERATING TEMP.</b>	-20 °C ~ +60 °C
<b>STORAGE TEMP.</b>	+5 °C ~ +60 °C
<b>LIFETIME</b>	L90B10 70000 h (Ta +25 °C)
<b>MOUNTING OPTIONS</b>	surface (wall, ceiling), suspended
<b>CERTIFICATION</b>	CE and RoHS compliant
<b>WARRANTY</b>	5 years
<b>OPTIONAL FEATURES</b>	DALI, emergency lighting, daylight and motion sensor
<b>EMERGENCY</b>	3 hour (500 lm) 1 hour (950 lm)

\*Other colours are available. For more information please your account manager.

## LIGHT DISTRIBUTION GRAPH



— C0-180 - - - C90-270 100°

## ORDERING INFORMATION

SKU	DIMENSIONS, MM	POWER, W	LUMEN OUTPUT, lm	OPTIONAL FEATURES							
				EM	DA	EM+DA	SENS	SENS+DA	SENS+EM	SENS+EM+DA	
BWLHT-050840100	520x77x75	47 ± 3%	6200 ± 3%	+	+	+	+	+	+	+	
BWLHT-100840100	1007x77x75	90 ± 3%	12200 ± 3%	+	+	+	+	+	+	+	
BWLHT-150840100	1506x77x75	134 ± 3%	18250 ± 3%	+	+	+	+	+	+	+	
BWLHT-201840100	2010x77x75	150 ± 3%	21600 ± 3%	+	+	+	+	+	+	+	
BWLHT-202840100	2010x77x75	180 ± 3%	24400 ± 3%	+	+	+	+	+	+	+	

EM - emergency lighting

DALI - DALI driver

SENS - daylight and motion sensor

## SENSOR SPECIFICATIONS

<b>STAND-BY DIM LEVEL</b>	10% / 20% / 30% / 50%
<b>DAYLIGHT SENSOR</b>	2 ~ 50lux, disable
<b>DETECTION RANGE</b>	maximum (diameter x height): 16m x 15m
<b>DETECTION ANGLE</b>	30°~ 150°
<b>MOUNTING HEIGHT</b>	12 ~ 15m
<b>WORKING TEMPERATURE</b>	-20 °C ~ 60 °C

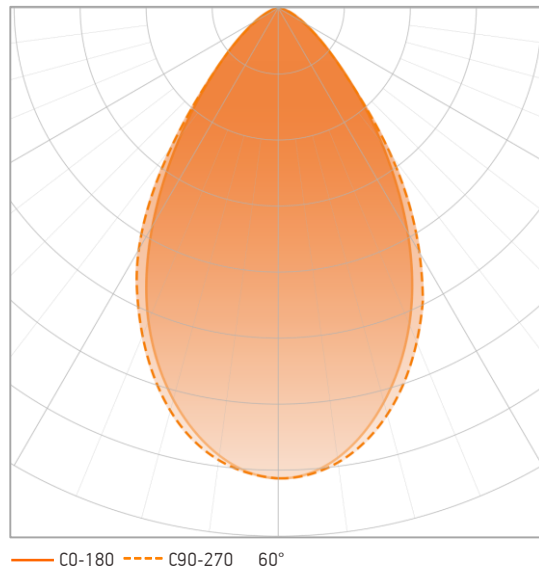
# FULMAR HT 60

## GENERAL INFORMATION

<b>SUPPLY VOLTAGE</b>	198 – 264 V; 50/60 Hz
<b>POWER FACTOR</b>	0.90 – 0.99
<b>EFFICACY</b>	131 – 144 lm/W
<b>CCT</b>	4000 K ± 150 K (natural white)*
<b>CRI</b>	>82
<b>BEAM ANGLE</b>	60°
<b>IP CLASS</b>	IP65
<b>BODY MATERIAL</b>	aluminium
<b>RECOMMENDED HEIGHT</b>	from 10 to 16 meters
<b>CLEANROOM</b>	suitable
<b>OPERATING TEMP.</b>	-20 °C ~ +60 °C
<b>STORAGE TEMP.</b>	+5 °C ~ +60 °C
<b>LIFETIME</b>	L90B10 70000 h (Ta +25 °C)
<b>MOUNTING OPTIONS</b>	surface (wall, ceiling), suspended
<b>CERTIFICATION</b>	CE and RoHS compliant
<b>WARRANTY</b>	5 years
<b>OPTIONAL FEATURES</b>	DALI, emergency lighting, daylight and motion sensor
<b>EMERGENCY</b>	3 hour (500 lm) 1 hour (950 lm)

\*Other colours are available. For more information please your account manager.

## LIGHT DISTRIBUTION GRAPH



— C0-180 - - - C90-270 60°

## ORDERING INFORMATION

SKU	DIMENSIONS, MM	POWER, W	LUMEN OUTPUT, LM	OPTIONAL FEATURES							
				EM	DA	EM+DA	SENS	SENS+DA	SENS+EM	SENS+EM+DA	
BWLHT-05084060	520x77x75	47 ± 3%	6200 ± 3%	+	+	+	+	+	+	+	
BWLHT-10084060	1007x77x75	90 ± 3%	12200 ± 3%	+	+	+	+	+	+	+	
BWLHT-15084060	1506x77x75	134 ± 3%	18250 ± 3%	+	+	+	+	+	+	+	
BWLHT-20184060	2010x77x75	150 ± 3%	21600 ± 3%	+	+	+	+	+	+	+	
BWLHT-20284060	2010x77x75	180 ± 3%	24400 ± 3%	+	+	+	+	+	+	+	

EM - emergency lighting  
DALI - DALI driver  
SENS - daylight and motion sensor

## SENSOR SPECIFICATIONS

<b>STAND-BY DIM LEVEL</b>	10% / 20% / 30% / 50%
<b>DAYLIGHT SENSOR</b>	2 ~ 50lux, disable
<b>DETECTION RANGE</b>	maximum (diameter x height): 16m x 15m
<b>DETECTION ANGLE</b>	30°~ 150°
<b>MOUNTING HEIGHT</b>	12 ~ 15m
<b>WORKING TEMPERATURE</b>	-20 °C ~ 60 °C

