



FULMAR H

FAMILY OF

WATERPROOF INDUSTRIAL LUMINARIES

PRODUCT INFORMATION

Fulmar H family of industrial luminaires is an update of gold medal winning Fulmar series. Letter „H“ in the name stands for high efficiency as these luminaires feature considerably high efficacy up to 156 lm/w. That brings even greater electricity savings and reduces electricity bill. Same as in the previous series Fulmar H has a DALI control available, only this time with more straightforward installation. Also we have extended the lifetime up to 80,000 hours L80B10.

Fulmar H can be used to illuminate everything ranging from warehouses, bus stations, airports to car parking lots, car wash or cold storages from 2 m to 16 m height. Rigid construction, strong and light aluminum body, IP65 protection class, stable performance in a great temperature range from -20°C to +60°C guarantees reliable and long lasting performance in any conditions. Fulmar H luminaires come with 5 year warranty.

APPLICATION

- Warehouses
- Parking lots, car wash
- Industrial facilities
- Gas stations
- Bus and train stations, airports
- Cold storage facilities

FEATURES & BENEFITS

- Efficacy up to 156 lm/W
- Easy mounting: ceiling, wall, suspended
- Operational height from 2 m to 16 m
- IP65 protection class
- DALI control, emergency lighting, daylight and motion sensor available
- 5 year warranty

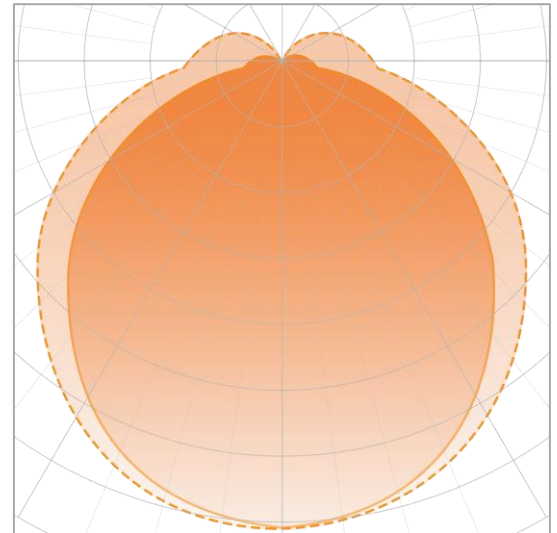
FULMAR H 120

GENERAL INFORMATION

SUPPLY VOLTAGE	198 – 264 V; 50/60 Hz
POWER FACTOR	0.90 – 0.97
EFFICACY	128 – 145 lm/W
CCT	4000 K ± 150 K (natural white)*
CRI	>82
BEAM ANGLE	120°
IP CLASS	IP65
BODY MATERIAL	aluminium
RECOMMENDED HEIGHT	up to 6 meters
CLEANROOM	suitable
OPERATING TEMP.	-20 °C ~ +60 °C
STORAGE TEMP.	+5°C ~ +60 °C
LIFETIME	L90B10 70000 h (Ta +25°C)
MOUNTING OPTIONS	surface (wall, ceiling), suspended
CERTIFICATION	CE and RoHS compliant
WARRANTY	5 years
OPTIONAL FEATURES	DALI, emergency lighting, daylight and motion sensor
EMERGENCY	3 hours (550 lm) 1 hour (1000 lm)

*Other colours are available. For more information please your account manager.

LIGHT DISTRIBUTION GRAPH



— C0-180 - - - C90-270 120°

ORDERING INFORMATION

SKU	DIMENSIONS, MM	POWER, W	LUMEN OUTPUT, lm	OPTIONAL FEATURES						
				EM	DA	EM+DA	SENS	SENS+EM	SENS+DA	SENS+EM+DA
BWLH-025840120	277x100x75	20 ± 3%	2560 ± 3%	-	+	-	+	-	+	-
BWLH-050840120	520x100x75	35 ± 3%	4725 ± 3%	+	+	+	+	+	+	+
BWLH-100840120	1010x100x75	70 ± 3%	9940 ± 3%	+	+	+	+	+	+	+
BWLH-150840120	1506x100x75	100 ± 3%	14500 ± 3%	+	+	+	+	+	+	+

EM – emergency lighting
 DALI – DALI driver
 SENS – daylight and motion sensor

SENSOR SPECIFICATIONS

STAND-BY DIM LEVEL	10% / 20% / 30% / 50%
DAYLIGHT SENSOR	2 – 50lux, disable
DETECTION RANGE	maximum (diameter x height): 16m x 15m
DETECTION ANGLE	30°~ 150°
MOUNTING HEIGHT	12 ~ 15m
WORKING TEMPERATURE	-20 °C ~ 60 °C

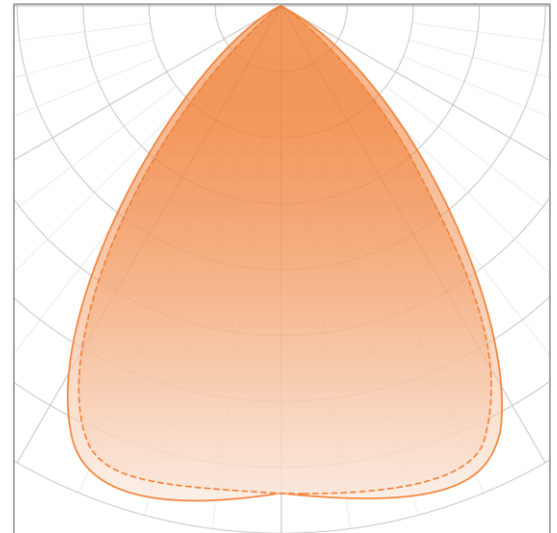
FULMAR H 100

GENERAL INFORMATION

SUPPLY VOLTAGE	198 – 264 V; 50/60 Hz
POWER FACTOR	0.90 – 0.99
EFFICACY	138 – 156 lm/W
CCT	4000 K ± 150 K (natural white)*
CRI	>82
BEAM ANGLE	100°
IP CLASS	IP65
BODY MATERIAL	aluminium
RECOMMENDED HEIGHT	from 6 to 10 meters
CLEANROOM APPLICATION	yes
OPERATING TEMP.	-20 °C ~ +60 °C
STORAGE TEMP.	+5°C ~ +60 °C
LIFETIME	L90B10 70000 h (Ta +25°C)
MOUNTING OPTIONS	surface (wall, ceiling), suspended
CERTIFICATION	CE and RoHS compliant
WARRANTY	5 years
OPTIONAL FEATURES	DALI, emergency lighting, daylight and motion sensor
EMERGENCY	3 hours (500 lm) 1 hour (950 lm)

*Other colours are available. For more information please your account manager.

LIGHT DISTRIBUTION GRAPH



— C0-180 - - - C90-270 100°

ORDERING INFORMATION

SKU	DIMENSIONS, MM	POWER, W	LUMEN OUTPUT, lm	OPTIONAL FEATURES							
				EM	DA	EM+DA	SENS	SENS+EM	SENS+DA	SENS+EM+DA	
BWLH-025840100	252x77x75	18 ± 3%	2480 ± 3%	-	+	-	+	-	+	-	
BWLH-050840100	520x77x75	34 ± 3%	4900 ± 3%	+	+	+	+	+	+	+	
BWLH-100840100	1007x77x75	65 ± 3%	10020 ± 3%	+	+	+	+	+	+	+	
BWLH-150840100	1506x77x75	96 ± 3%	14960 ± 3%	+	+	+	+	+	+	+	
BWLH-200840100	2010x77x75	115 ± 3%	17820 ± 3%	+	+	+	+	+	+	+	
BWLH-201840100	2010x77x75	130 ± 3%	20150 ± 3%	+	+	+	+	+	+	+	

EM – emergency lighting

DALI – DALI driver

SENS – daylight and motion sensor

SENSOR SPECIFICATIONS

STAND-BY DIM LEVEL	10% / 20% / 30% / 50%
DAYLIGHT SENSOR	2 – 50lux, disable
DETECTION RANGE	maximum (diameter x height): 16m x 15m
DETECTION ANGLE	30°~ 150°
MOUNTING HEIGHT	12 ~ 15m
WORKING TEMPERATURE	-20 °C ~ 60 °C

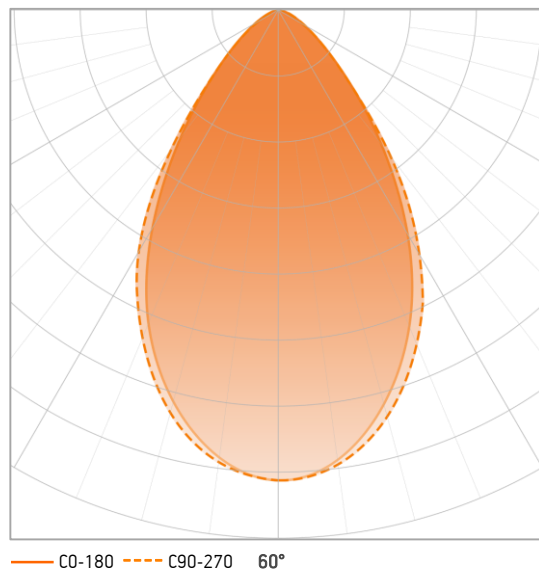
FULMAR H 60

GENERAL INFORMATION

SUPPLY VOLTAGE	198 – 264 V; 50/60 Hz
POWER FACTOR	0.90 – 0.99
EFFICACY	138 – 156 lm/W
CCT	4000 K ± 150 K (natural white)*
CRI	>82
BEAM ANGLE	60°
IP CLASS	IP65
BODY MATERIAL	aluminium
RECOMMENDED HEIGHT	from 10 to 16 meters
CLEANROOM APPLICATION	yes
OPERATING TEMP.	-20 °C ~ +60 °C
STORAGE TEMP.	+5°C ~ +60 °C
LIFETIME	L90B10 70000 h (Ta +25°C)
MOUNTING OPTIONS	surface (wall, ceiling), suspended
CERTIFICATION	CE and RoHS compliant
WARRANTY	5 years
OPTIONAL FEATURES	DALI, emergency lighting, daylight and motion sensor
EMERGENCY	3 hours (500 lm) 1 hour (950 lm)

*Other colours are available. For more information please your account manager.

LIGHT DISTRIBUTION GRAPH



ORDERING INFORMATION

SKU	DIMENSIONS, MM	POWER, W	LUMEN OUTPUT, lm	OPTIONAL FEATURES							
				EM	DA	EM+DA	SENS	SENS+EM	SENS+DA	SENS+EM+DA	
BWLH-02584060	252x77x75	18 ± 3%	2480 ± 3%	-	+	-	+	-	+	-	
BWLH-05084060	520x77x75	34 ± 3%	4900 ± 3%	+	+	+	+	+	+	+	
BWLH-10084060	1007x77x75	65 ± 3%	10020 ± 3%	+	+	+	+	+	+	+	
BWLH-15084060	1506x77x75	96 ± 3%	14960 ± 3%	+	+	+	+	+	+	+	
BWLH-20084060	2010x77x75	115 ± 3%	17820 ± 3%	+	+	+	+	+	+	+	
BWLH-20184060	2010x77x75	130 ± 3%	20150 ± 3%	+	+	+	+	+	+	+	

EM – emergency lighting
 DALI – DALI driver
 SENS – daylight and motion sensor

SENSOR SPECIFICATIONS

STAND-BY DIM LEVEL	10% / 20% / 30% / 50%
DAYLIGHT SENSOR	2 ~ 50lux, disable
DETECTION RANGE	maximum (diameter x height): 16m x 15m
DETECTION ANGLE	30°~ 150°
MOUNTING HEIGHT	12 ~ 15m
WORKING TEMPERATURE	-20 °C ~ 60 °C