


EASY TO HAVE THE BEST
ILLUMINATION WITH

NEW KAGULUX BACKLIT PANEL



PRODUCT INFORMATION

KaguLux backlit panel – an elegant solution to upgrade conventional lighting to LED. This panel features two symmetric light angle versions for low and middle height ceiling. For lighting management, DALI control is available. Emergency lighting option is also available.

With this low glare panel we enable considerably high efficacy up to 121 lm/W.

APPLICATION

- Shopping malls
- Hotel halls
- Conference rooms
- Offices
- Corridors
- Schools
- Hospitals

FEATURES & BENEFITS

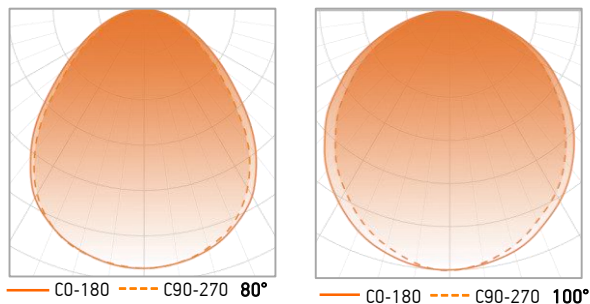
- Efficacy up to 121 lm/W
- Lumileds LED
- DALI control available
- Smart self-learning daylight and presence sensor available
- Low UGR
- Two symmetric angle versions, designed for low and middle height ceiling

KAGULUX BACKLIT PANEL

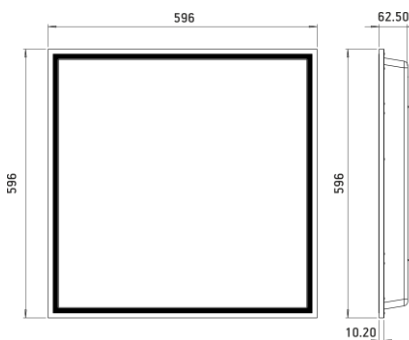
GENERAL INFORMATION

SUPPLY VOLTAGE	198 – 264 V; 50-60 Hz
POWER FACTOR	>0.97
EFFICACY	105 – 121 lm/W
CCT	4000 ± 150 K (natural white) 3000 ± 150 K (warm white)
CRI	>80
IP CLASS	IP20
RECOMMENDED HEIGHT	From 2.2 up to 6 meters
OPERATING TEMP.	-20 °C ~ +60 °C
STORAGE TEMP.	+5 °C ~ +50 °C
LIFETIME	L90B10 70 000 h (Ta 25°C)
MOUNTING OPTIONS	Recessed
CERTIFICATION	CE and RoHS compliant
WEIGHT	2.7 kg (standard) 3.1 kg (emergency lighting) 2.7 kg (Active+ / DALI)
WARRANTY	5 years
OPTIONAL FEATURES	DALI, emergency lighting, smart self-learning daylight and presence sensor

LIGHT DISTRIBUTION GRAPH



DIMENSIONS, MM



ORDERING INFORMATION

SKU	BEAM ANGLE	POWER, W	LUMEN OUTPUT, LM	CCT, K	OPTIONAL FEATURES				
					EMT	EST	EST+DA	DA	ACT
BPH-60608308027	80°	27 ± 3%	3093 ± 3%	3000 ± 150	+	+	+	+	+
BPH-60608308032	80°	32 ± 3%	up to 3544 ± 3%	3000 ± 150	+	+	+	+	+
BPH-60608308036	80°	36 ± 3%	up to 3948 ± 3%	3000 ± 150	+	+	+	+	+
BPH-60608308042	80°	42 ± 3%	4324 ± 3%	3000 ± 150	+	+	+	+	+
BPH-60608408027	80°	27 ± 3%	3290 ± 3%	4000 ± 150	+	+	+	+	+
BPH-60608408032	80°	32 ± 3%	up to 3770 ± 3%	4000 ± 150	+	+	+	+	+
BPH-60608408036	80°	36 ± 3%	up to 4200 ± 3%	4000 ± 150	+	+	+	+	+
BPH-60608408042	80°	42 ± 3%	4600 ± 3%	4000 ± 150	+	+	+	+	+
BPH-606083010027	100°	27 ± 3%	3093 ± 3%	3000 ± 150	+	+	+	+	+
BPH-606083010032	100°	32 ± 3%	up to 3544 ± 3%	3000 ± 150	+	+	+	+	+
BPH-606083010036	100°	36 ± 3%	up to 3948 ± 3%	3000 ± 150	+	+	+	+	+
BPH-606083010042	100°	42 ± 3%	4324 ± 3%	3000 ± 150	+	+	+	+	+
BPH-606084010027	100°	27 ± 3%	3290 ± 3%	4000 ± 150	+	+	+	+	+
BPH-606084010032	100°	32 ± 3%	up to 3770 ± 3%	4000 ± 150	+	+	+	+	+
BPH-606084010036	100°	36 ± 3%	up to 4200 ± 3%	4000 ± 150	+	+	+	+	+
BPH-606084010042	100°	42 ± 3%	4600 ± 3%	4000 ± 150	+	+	+	+	+

EMT – emergency lighting with manual test function

EST – emergency lighting with self test function

DA – DALI driver

ACT – smart self-learning daylight and presence sensor